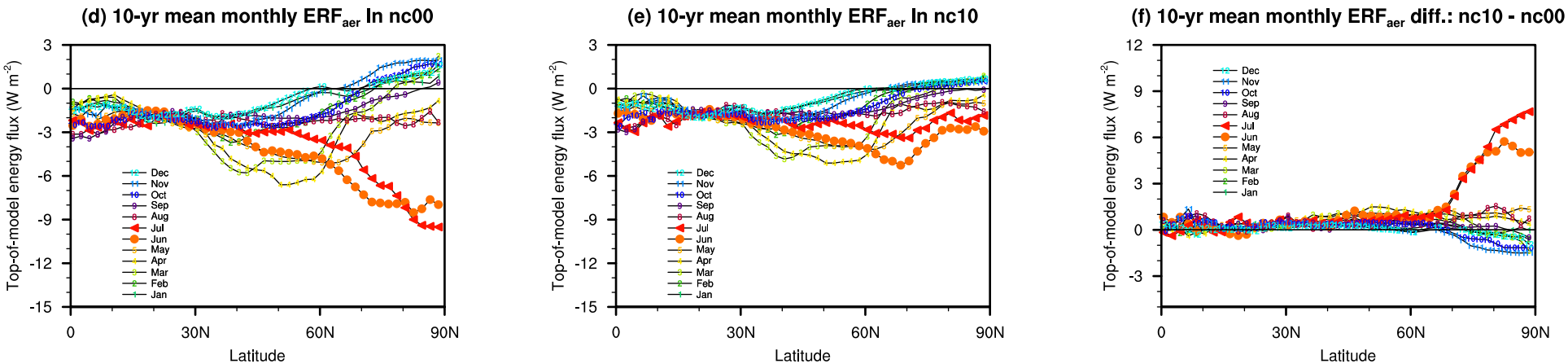
(d) 10-yr mean monthly ERF$_{aer}$ in nc00
(e) 10-yr mean monthly ERF$_{aer}$ in nc10
(f) 10-yr mean monthly ERF$_{aer}$ diff.: nc10 - nc00
Top-of-model energy flux (W m^{-2})
Latitude
0
30N
60N
90N
3
0
-3
-6
-9
-12
-15
12
9
6
3
Dec
Nov
Oct
Sep
Aug
Jul
Jun
May
Apr
Mar
Feb
Jan

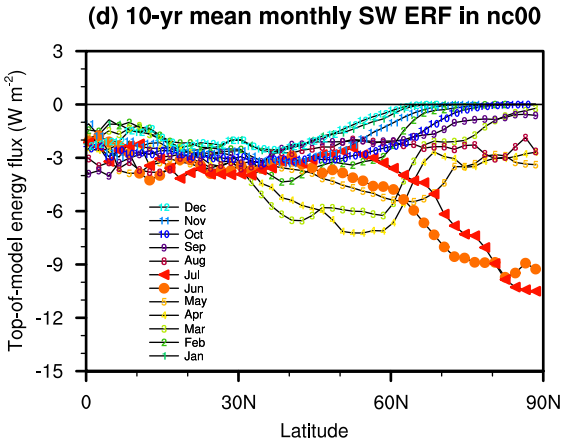
(d) 10-yr mean monthly SW ERF in nc00
Top-of-model energy flux (W m-2)
3
0
-3
-6
-9
-12
-15
0
30N
60N
90N
Latitude
Dec
Nov
Oct
Sep
Aug
Jul
Jun
May
Apr
Mar
Feb
Jan

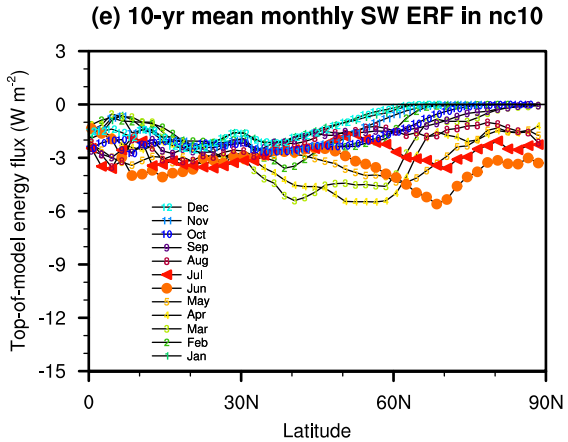
(e) 10-yr mean monthly SW ERF in nc10
Top-of-model energy flux (W m-2)
3
0
-3
-6
-9
-12
-15
0
30N
60N
90N
Latitude
Dec
Nov
Oct
Sep
Aug
Jul
Jun
May
Apr
Mar
Feb
Jan

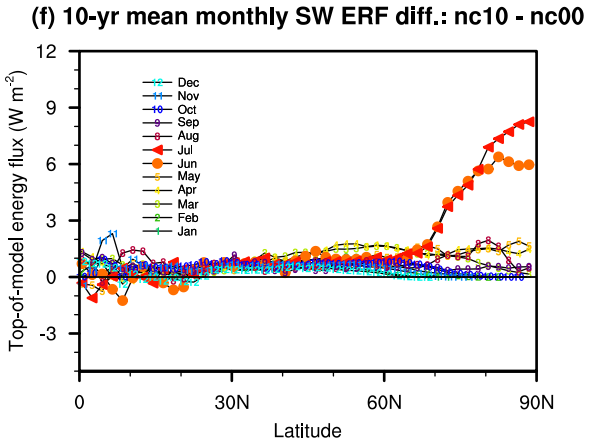
(f) 10-yr mean monthly SW ERF diff.: nc10 - nc00
Top-of-model energy flux (W m-2)
12
9
6
3
0
-3
0
30N
60N
90N
Latitude
Dec
Nov
Oct
Sep
Aug
Jul
Jun
May
Apr
Mar
Feb
Jan

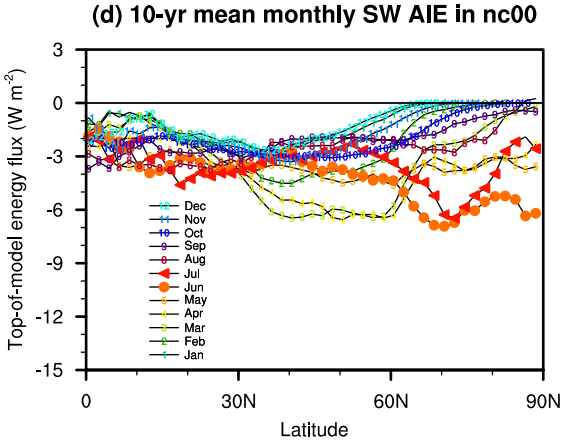
(d) 10-yr mean monthly SW AIE in nc00
Top-of-model energy flux (W m-2)
3
0
-3
-6
-9
-12
-15
0
30N
60N
90N
Latitude
Dec
Nov
Oct
Sep
Aug
Jul
Jun
May
Apr
Mar
Feb
Jan

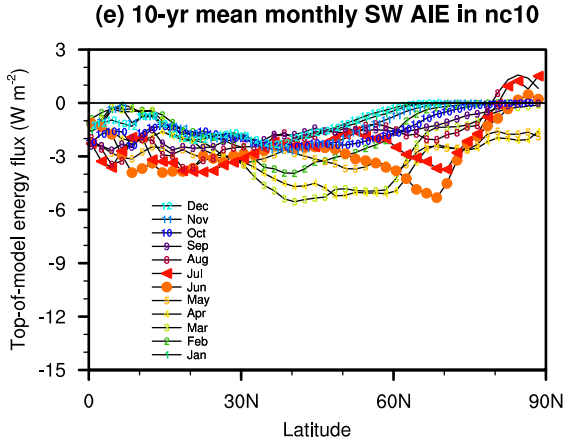
(e) 10-yr mean monthly SW AIE in nc10
Top-of-model energy flux (W m-2)
3
0
-3
-6
-9
-12
-15
0
30N
60N
90N
Latitude
Dec
Nov
Oct
Sep
Aug
Jul
Jun
May
Apr
Mar
Feb
Jan

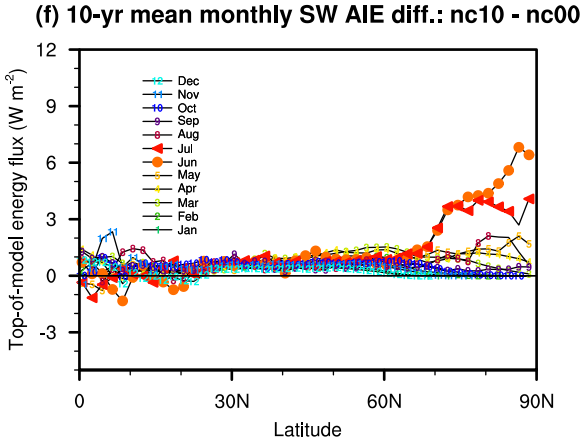
(f) 10-yr mean monthly SW AIE diff.: nc10 - nc00
Top-of-model energy flux (W m-2)
12
9
6
3
0
-3
0
30N
60N
90N
Latitude
Dec
Nov
Oct
Sep
Aug
Jul
Jun
May
Apr
Mar
Feb
Jan